

# Church of St. Therese

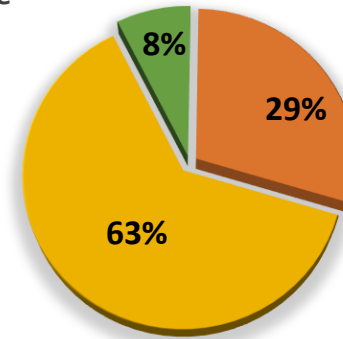
## Condensed Operating Synopsis

Operating income:	\$567,878.55
Operating expenses:	<u>\$379,986.51</u>
Net gain from operations:	\$187,892.04

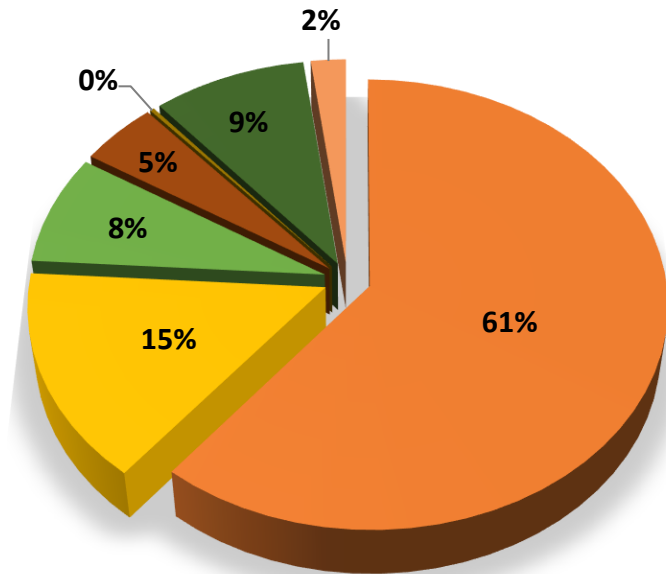
The gain comes primarily from our PPP loan which was forgiven, from receipts for the endowment fund which cannot be spent, and from Unrealized Gains to both our investment and endowment funds.

## Givers by Type

- Online 29%
- Envelope 63%
- Loose cash 8%

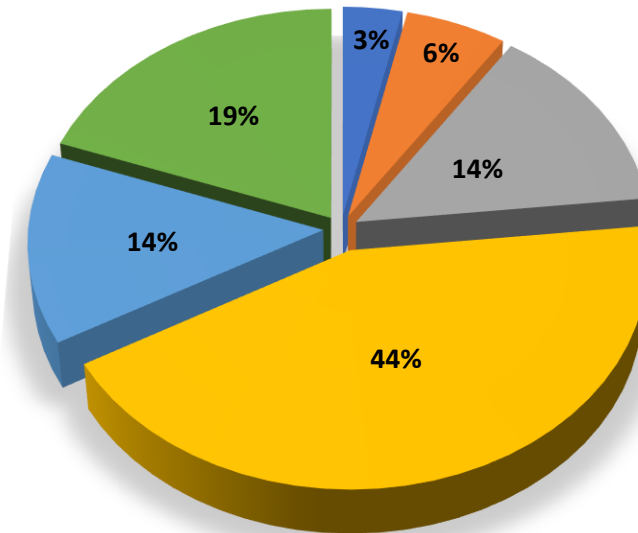


## Church Income 2020-2021



- Regular offertory/ loose/envelope/egiving (61%)
- Votive/Annual Apl/Liturgical/ Dividends/UGL/Grants (15%)
- Bequests/Legacies/Holiday donations/Endow (8%)
- Designated donations:mmr/bldg/cap imp/fuel/columbarium/rental (5%)
- Faith Formation tuition (0%)
- Charity/Social Ministry/Works of Mercy donations (2%)
- Living Our Mission Campaign (2%)

## Church Expenses 2020-2021



- Ministry (3%)
- Faith Formation (6%)
- Clergy (14%)
- Lay salaries (44%)
- Cathedraticum/Parish Sharing (14%)
- Overhead (19%)