

Church of Saint Therese

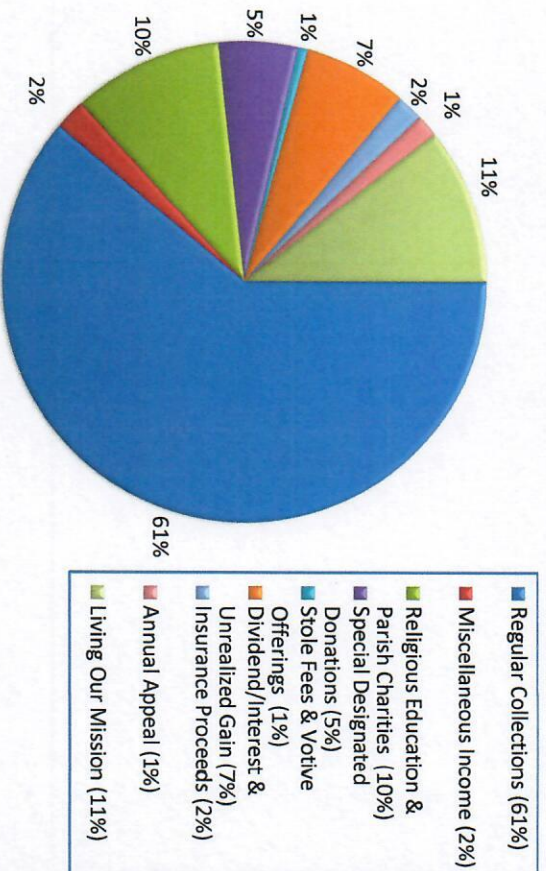
Fiscal Year 2018-2019: 1st Quarter, July 2018 – September 2018

Operating Income Budget, 1 st Quarter:		Actuals
Operating Income Budget, 1 st Quarter:		\$151,100.00
Statement of Operating Income:		
Operating Income		\$166,310.63
Operating Expenses		\$150,016.19
Net Gain from Operations		\$16,294.44
Other Income:		
Major Maintenance & Replacement	Collected	Bank Balance
Parish Building/Capital Improvements	\$11,741.00	\$101,749.95
Total	\$2,281.00	\$53,365.76
Investments		\$155,115.71
		\$275,799.56

Note: For historical financial information, please see the Parish Financial Notebook in the Commons.

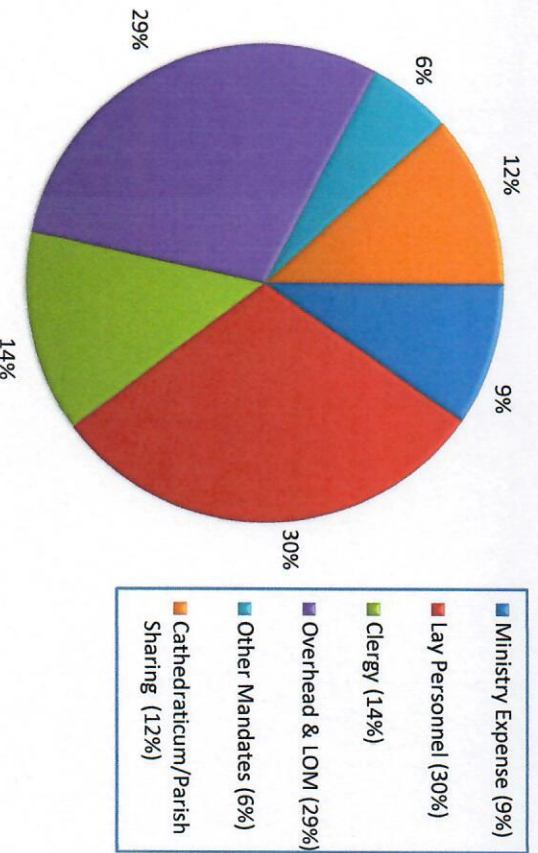
Church Operating Receipts

Fiscal Year 2018-2019: 1st Quarter, July 2018 – September 2018



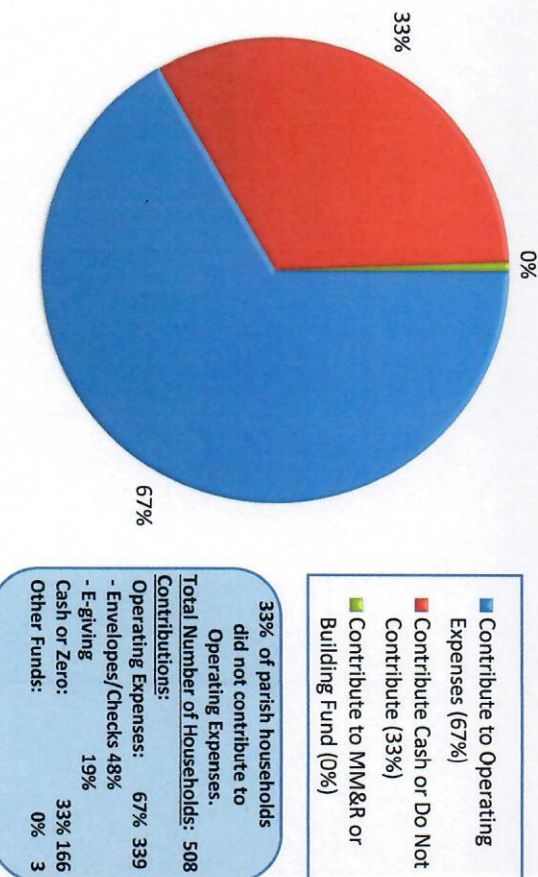
Church Operating Expenses

Fiscal Year 2018-2019: 1st Quarter, July 2018 – September 2018



Households Contributing to Operating Expenses

Fiscal Year 2018-2019: 1st Quarter, July 2018 – September 2018



As Recorded from Envelopes, Checks and E-Giving

Fiscal Year 2018-2019: 1st Quarter, July 2018 – September 2018

33% of parish households did not contribute to Operating Expenses.

Total Number of Households: 508

Contributions:

Operating Expenses:	67%	339
- Envelopes/Checks	48%	
- E-giving	19%	
Cash or Zero:	33%	166
Other Funds:	0%	3