

### Church of Saint Therese

Fiscal Year 2017-2018: 4<sup>th</sup> Quarter, July 2017-June 2018

• **Operating Income Budget, 1<sup>st</sup>-4<sup>th</sup> Quarters :** \$661,243.00

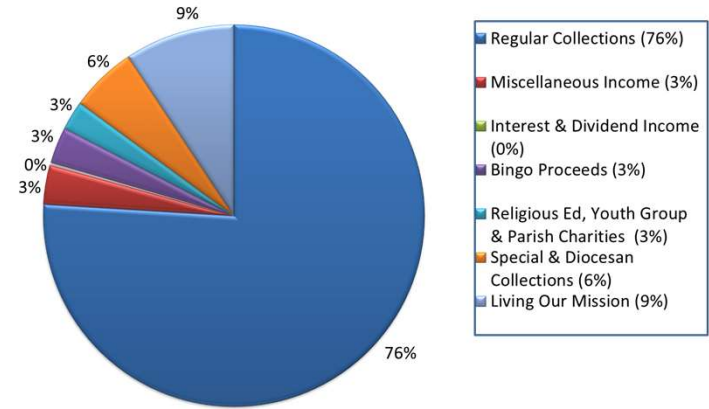
<b>Statement of Operating Income:</b>		<b>Actuals</b>
- Operating Income		\$565,673.92
- Operating Expenses		\$559,125.52
- <b>Net Loss</b> from Operations		<b>\$4,619.24</b>

<b>Other Income:</b>	<b>Collected</b>	<b>Bank Balance</b>
• Growth	\$64,957.29	\$111,111.27
• Building/Capital Improvements	\$39,093.30	\$50,877.51
• Total		\$161,988.78
• Investments		
➢ Money Market and Stocks		\$265,071.70

Note: For detailed financial information, please see the Parish Financial Notebook in the Commons.

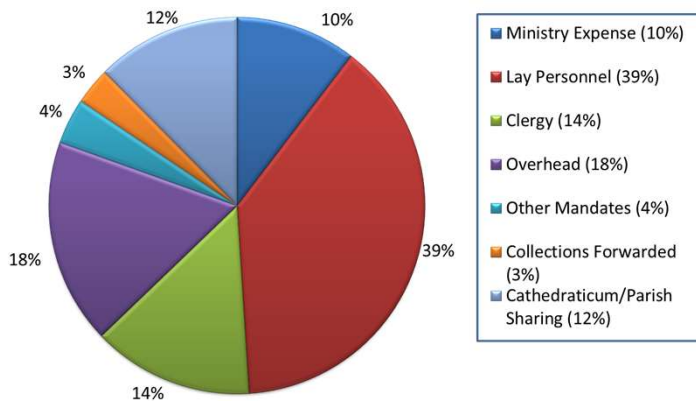
### Church Operating Receipts

Fiscal Year 2017-2018: 4<sup>th</sup> Quarter, July 2017 – June 2018



### Church Operating Expenses

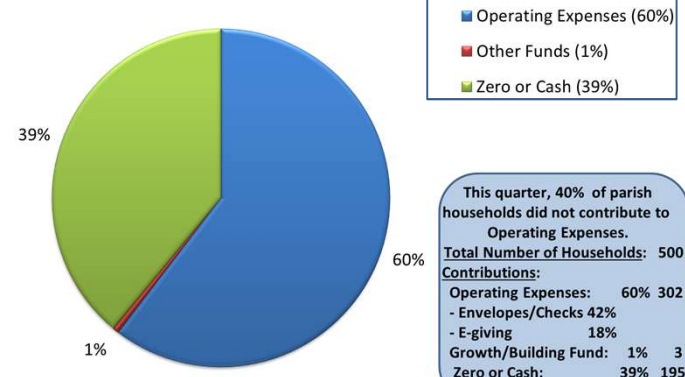
Fiscal Year 2017-2018: 4<sup>th</sup> Quarter, July 2017 – June 2018



### Households Contributing to Operating Expenses

As Recorded from Envelopes, Checks and E-Giving

Fiscal Year 2017-2018: 4<sup>th</sup> Quarter, July 2017 - June 2018



This quarter, 40% of parish households did not contribute to Operating Expenses.  
**Total Number of Households: 500**  
**Contributions:**  
 Operating Expenses: 60% 302  
 - Envelopes/Checks 42%  
 - E-giving 18%  
 Growth/Building Fund: 1% 3  
 Zero or Cash: 39% 195