

Church of Saint Therese

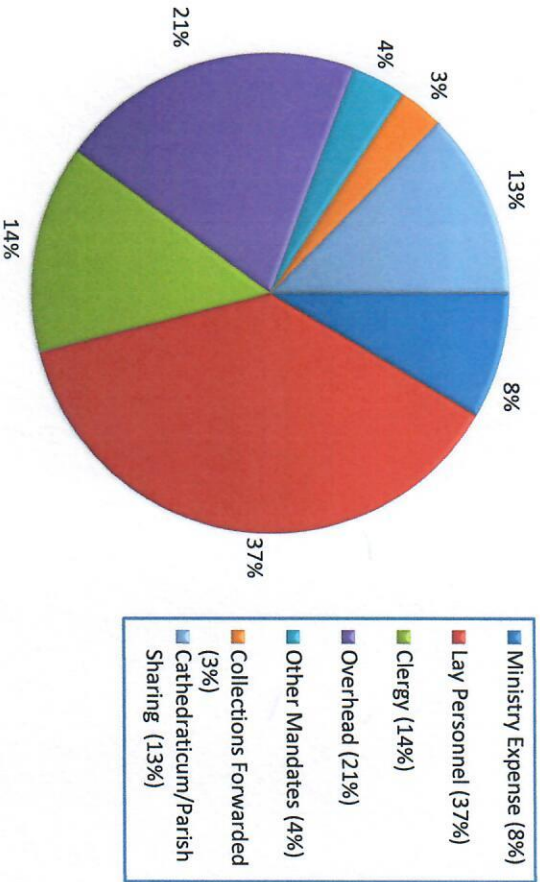
Fiscal Year 2017-2018: 3rd Quarter, July 2017 – March 2018

Operating Income Budget, 1 st , 2 nd and 3 rd Quarters:		Actuals	
• <u>Operating Income Budget, 1st, 2nd and 3rd Quarters:</u>			
– Operating Income		\$421,162.88	
– Operating Expenses		\$417,126.33	
– Net Gain from Operations		\$4,036.55	
• <u>Other Income:</u>			
• Growth	Collected	Bank Balance	
• Building/Capital Improvements	\$31,921.42	\$199,143.73	
• Total	\$38,077.02	\$49,835.63	
• Investments		\$248,979.36	
– Stocks		\$260,182.42	

Note: For historical financial information, please see the Parish Financial Notebook in the Commons.

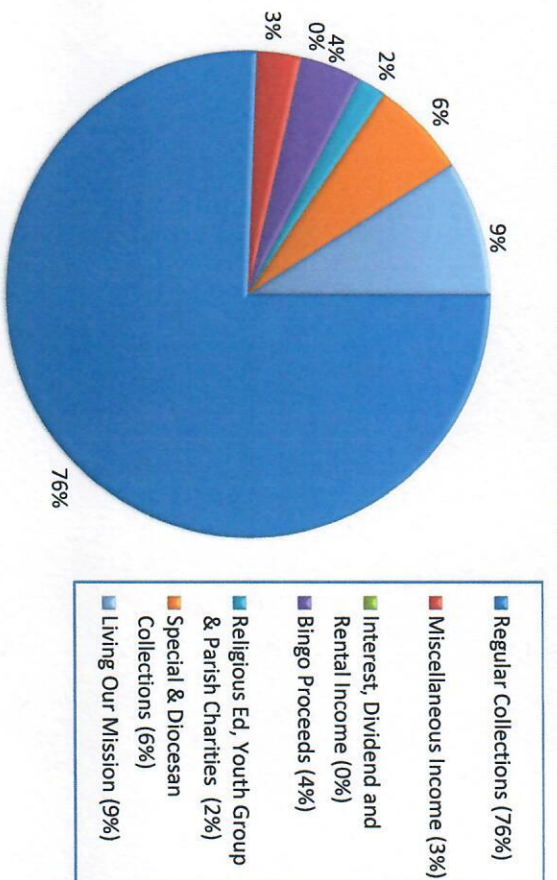
Church Operating Expenses

Fiscal Year 2017-2018: 3rd Quarter, July 2017 – March 2018



Church Operating Receipts

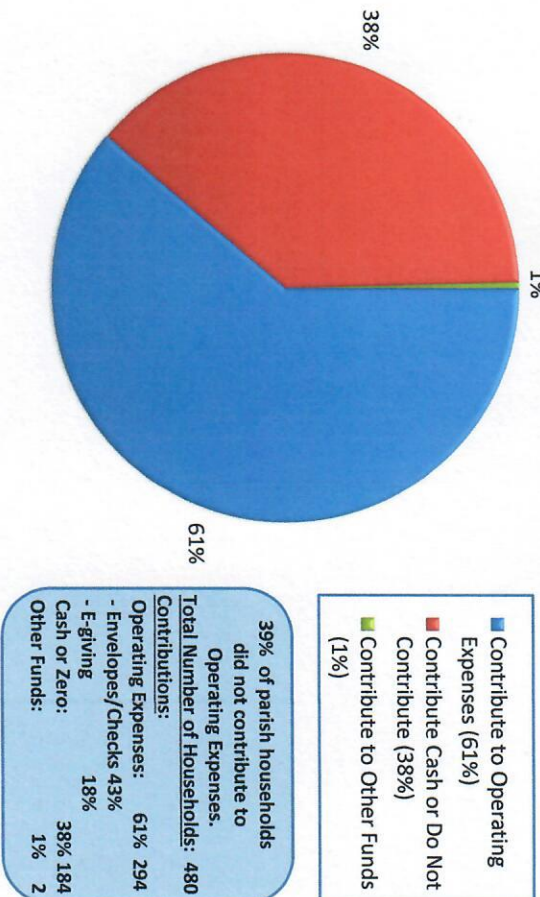
Fiscal Year 2017-2018: 3rd Quarter, July 2017 – March 2018



Households Contributing to Operating Expenses

As Recorded from Envelopes, Checks and E-Giving

Fiscal Year 2017-2018: 3rd Quarter, July 2017 – March 2018



39% of parish households did not contribute to Operating Expenses.

Total Number of Households: 480

Contributions:
Operating Expenses: 61% 294
- Envelopes/Checks 43%
- E-giving 18%

Cash or Zero: 38% 184
Other Funds: 1% 2