

## Church of Saint Therese

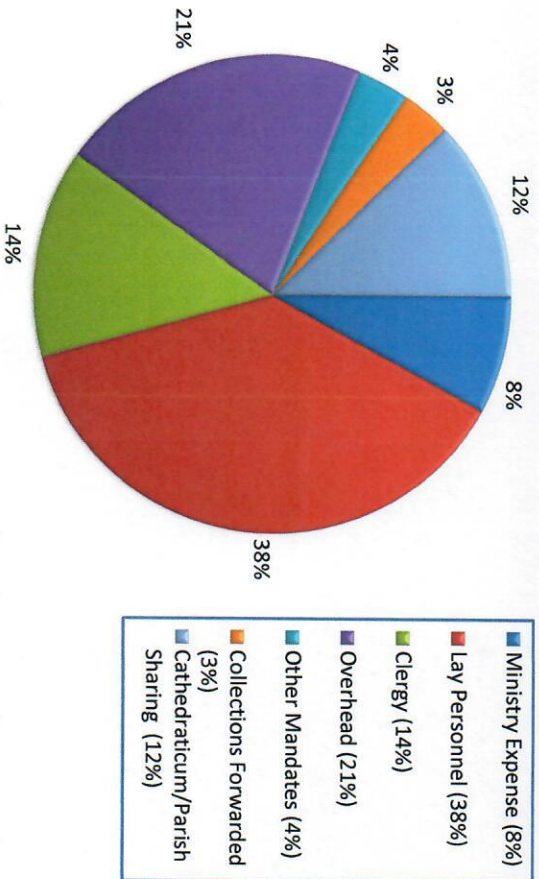
Fiscal Year 2017-2018: 2<sup>nd</sup> Quarter, July – December 2017

• <u>Operating Income Budget, 1<sup>st</sup> and 2<sup>nd</sup> Quarters:</u>		<b>\$330,621.50</b>
• <u>Statement of Operating Income:</u>		<b>Actuals</b>
– Operating Income		\$283,206.98
– Operating Expenses		<u>\$285,204.10</u>
– <b>Net Loss from Operations</b>		<b>-\$1,997.12</b>
• <u>Other Income:</u>	<u>Collected</u>	<u>Bank Balance</u>
• Growth	\$23,368.62	\$190,610.26
• Building/Capital Improvements	\$37,563.68	<u>\$49,298.41</u>
• Total		\$239,908.67
• Investments		
– Stocks		\$266,484.98

Note: For historical financial information, please see the Parish Financial Notebook in the Commons.

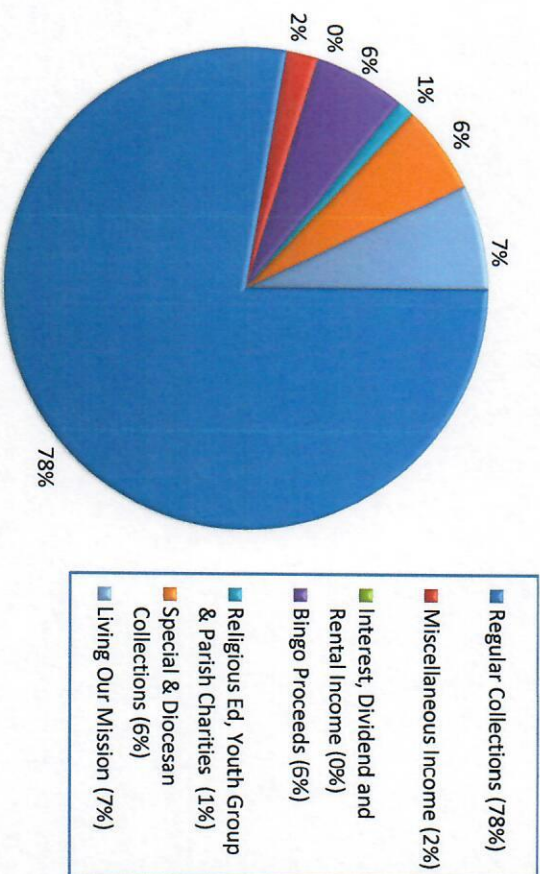
## Church Operating Expenses

Fiscal Year 2017-2018: 2<sup>nd</sup> Quarter, July – December 2017



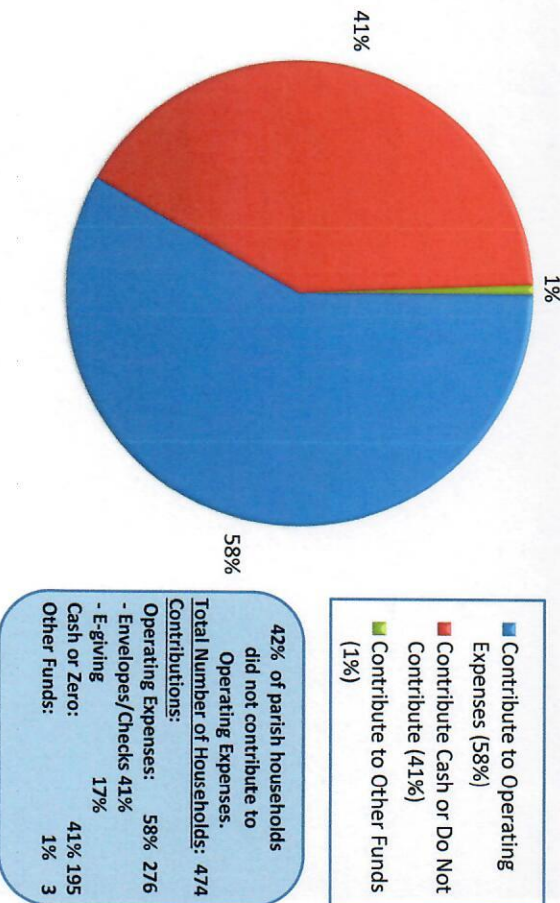
## Church Operating Receipts

Fiscal Year 2017-2018: 2<sup>nd</sup> Quarter, July - December 2017



## Households Contributing to Operating Expenses

As Recorded from Envelopes, Checks and E-Giving  
Fiscal Year 2017-2018: 2<sup>nd</sup> Quarter, July - December 2017



42% of parish households did not contribute to Operating Expenses.

Total Number of Households: 474

Contributions:  
 Operating Expenses: 58% 276  
 - Envelopes/Checks 41% 17%  
 - E-giving 17%  
 Cash or Zero: 41% 195  
 Other Funds: 1% 3