

## Church of Saint Therese

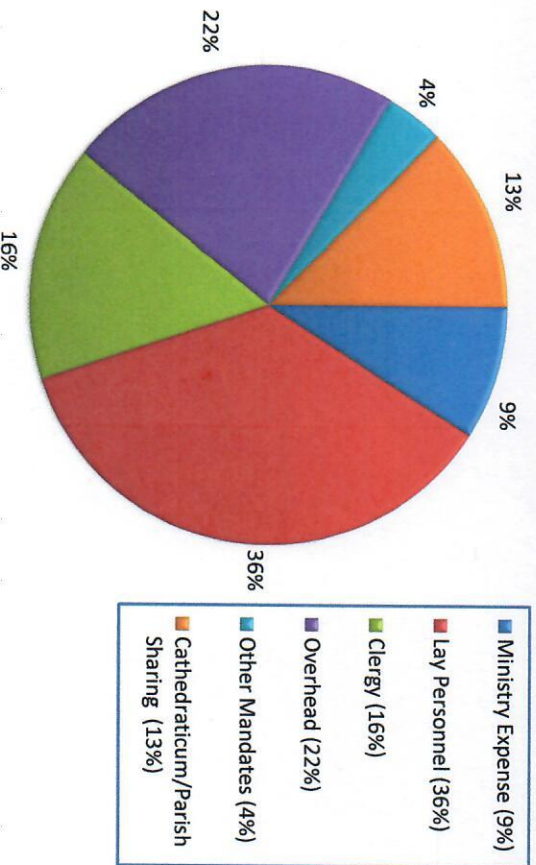
Fiscal Year 2017-2018, 1<sup>st</sup> Quarter: July – September 2017

• <u>Operating Income Budget, 1<sup>st</sup> Quarter:</u>		\$165,310.75
• <u>Statement of Operating Income:</u>		<u>Actuals</u>
– Operating Income		\$125,592.72
– Operating Expenses		\$133,417.68
– <b>Net Loss from Operations</b>		<b>-\$7,824.96</b>
• <u>Other Income:</u>	<u>Collected</u>	<u>Bank Balance</u>
• Growth	\$9,602.14	\$176,861.53
• Building/Capital Improvements	\$30,423.73	\$42,139.67
• Total		\$219,001.20
• Investments		
– Stocks		\$253,375.95

Note: For historical financial information, please see the Parish Financial Notebook in the Commons.

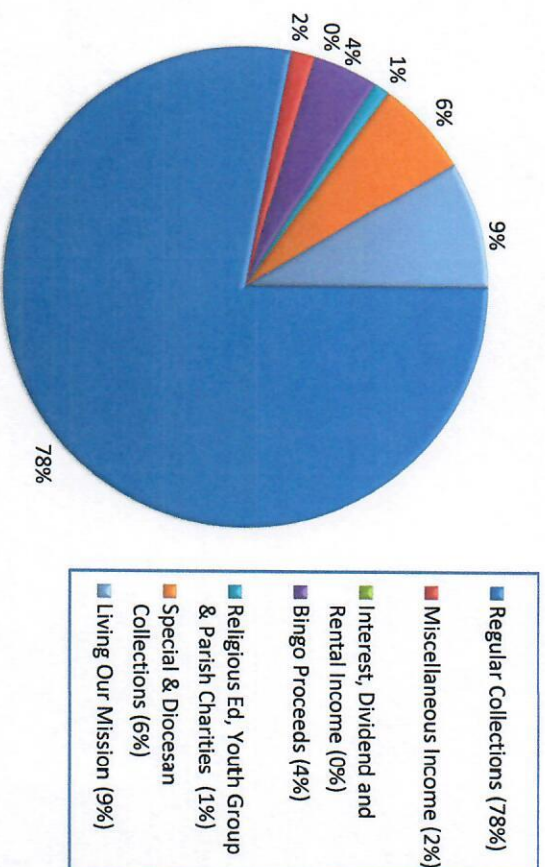
## Church Operating Expenses

Fiscal Year 2017-2018, 1<sup>st</sup> Quarter: July – September 2017



## Church Operating Receipts

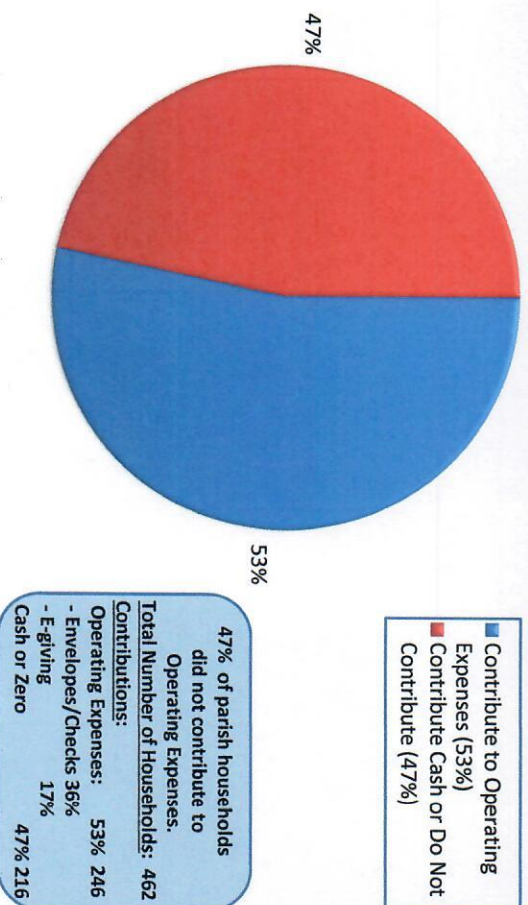
Fiscal Year 2017-2018, 1<sup>st</sup> Quarter: July – September 2017



## Households Contributing to Operating Expenses

As Recorded from Envelopes, Checks and E-Giving

Fiscal Year 2017-2018, 1<sup>st</sup> Quarter: July – September 2017



47% of parish households did not contribute to Operating Expenses.  
 Total Number of Households: 462  
 Contributions:  
 Operating Expenses: 53% 246  
 - Envelopes/Checks 36%  
 - E-giving 17%  
 Cash or Zero 47% 216