

Church of Saint Therese

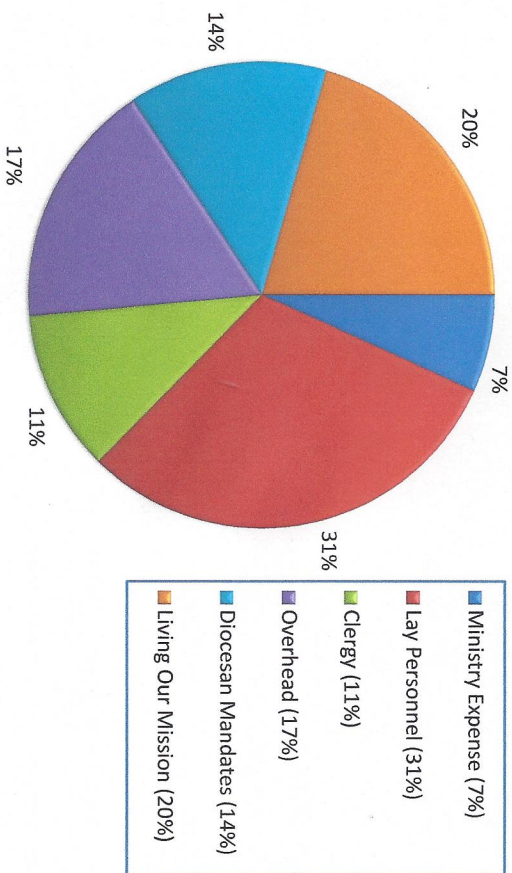
Fiscal Year 2015-2016: July 2015 – December 2015

• <u>Operating Income Budget, 1st & 2nd Quarters:</u>		\$309,953.00
• <u>Statement of Operating Income:</u>		<u>Actuals</u>
– Operating Income		\$294,209.19
– Operating Expenses		\$326,593.46
– Net Loss from Operations		-\$32,384.27
• <u>Other Income:</u>	<u>Collected</u>	<u>Bank Balance</u>
• Mortgage/Parish Growth	\$24,492.61	\$95,538.27
• Building/Capital Improvements	\$948.20	\$8,328.85
• Total		\$103,867.12
• Investments		
– Money Market and Stocks		\$205,393.61

Note: For historical financial information, please see the Parish Financial Notebook in the Commons.

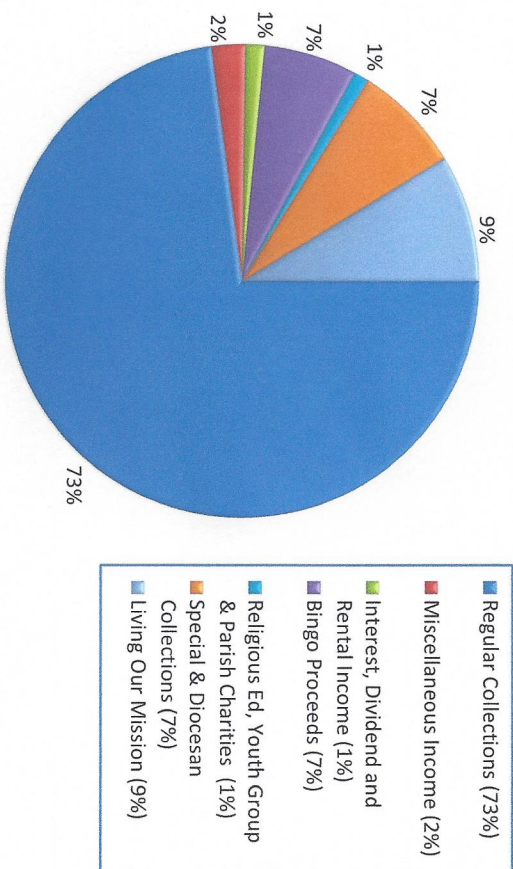
Church Operating Expenses

Fiscal Year 2015-2016: July 2015 – December 2015



Church Operating Receipts

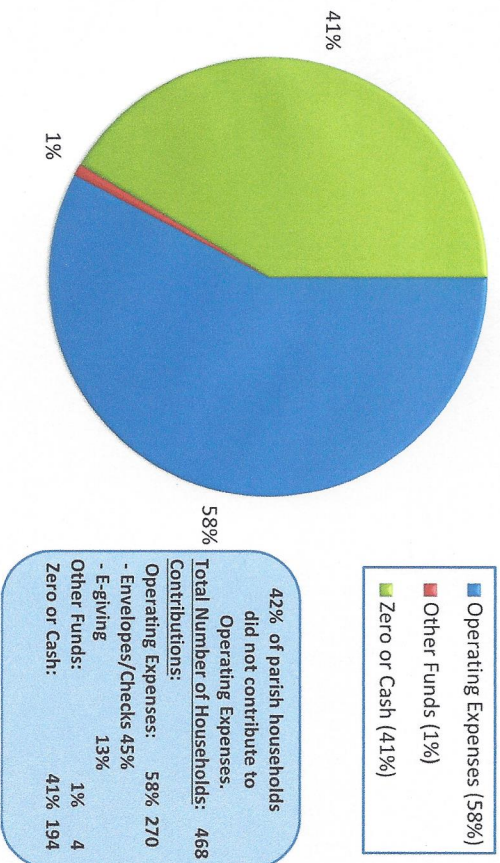
Fiscal Year 2015-2016: July 2015 – December 2015



Households Contributing to Operating Expenses

As Recorded from Envelopes, Checks and E-Giving

Fiscal Year 2015-2016: July 2015 – December 2015



42% of parish households did not contribute to Operating Expenses.

Total Number of Households: 468

Contributions:

Operating Expenses: 58% 270

- Envelopes/Checks 45%

- E-giving 13%

Other Funds: 1% 4

Zero or Cash: 41% 194